

Camshelving®

BASICS SERIES



smart design
uncompromised reliability
exceptional value
simply remarkable

CAMBRO
TRUSTED FOR GENERATIONS™

Camshelving® Basics

Innovative design, reliability and unmatched value come together seamlessly for the latest in commercial foodservice shelving by Cambro. Camshelving® Basics is a new dimension in shelving that offers foodservice operators savings without sacrifice.

Utilizing advanced materials and innovative design, Camshelving Basics provides: increased reliability, convenience, flexibility, improved labor efficiencies and enhanced food safety.

Camshelving Basics creates and defines an entirely new category of Cambro shelving that will equip operators with safe, strong, storage solutions in a much more affordable way than ever before.

 **-38° to 88°C**



**LIFETIME WARRANTY
AGAINST
RUST and CORROSION.**



weight capacity

	traverse length (mm)	US self certification weight bearing capacity		TÜV certification weight bearing capacity	
		per shelf	per unit	per shelf	per unit
single unit (4 shelves)	760 - 910	272 kg	1089 kg	300 kg	1200 kg
	1070 - 1220	272 kg	1089 kg	250 kg	1000 kg
	1380 - 1530	227 kg	907 kg	200 kg	800 kg
dunnage stand	1380 - 1530	363 kg	—		
corner unit (4 shelves)	910 - 1220	136 kg	544 kg		

Dunnage Stands are recommended for units 1380 mm or longer and for corner units of any length.

Corner Connectors are recommended for use on traverses 1220 mm or less.

Camshelving® Basics

smart design

No matter the space in a foodservice operation, whether a walk-in cooler, dry-storage, sanitation or service supplies room, Camshelving Basics is designed with flexibility to fit into any space. Post Kits, Shelf Kits and optional accessories are packaged and sold individually allowing operators to build a shelving configuration to fit their storage needs, even in the most limited spaces. Similar to other shelving products by Cambro, shelf plates can be easily removed, washed individually or in sections and placed in an open-end Camrack® and washed in a commercial dishwasher.



Dry Storage

Ideal for freezers, walk-in coolers, any wet or humid environment or dry storage room.



Shelf plates can be placed in an open end Camrack® OETR314 and washed in a commercial dishwasher.

uncompromised reliability

The light-weight, yet extremely durable, non-corrosive, composite material in Camshelving Basics endures even the toughest environments, including hot, cold, dry, wet and humid storage areas and supports all food safety, HACCP and sanitation recommendations. Not even salt water or sea air will corrode Camshelving® Basics. Resistant to scratching, peeling, warping, rust and corrosion, every component in Camshelving Basics was rigorously tested for strength, reliability and performance and that's exactly what customers have come to expect from Cambro.



Banquet Supplies Storage

Other storage areas might include: Janitorial / sanitation, house keeping and warewashing supplies.

exceptional value

Material easily wipes clean and shelf plates are dishwasher safe thus improving labor efficiency. Further reinforcing Cambro's commitment to producing the industry's highest quality and most durable shelving solutions, Basics features a lifetime warranty against rust and corrosion eliminating the need for unnecessary replacement costs and time-consuming procurement and installation effort.




Linen Storage

Maximize Space Utilization

Camshelving® Basics Components are Patent Pending

Post Kits

- Ship complete in one box with 2 stationary post with leveling feet installed. Assembly required with post connectors and collar wedges.



Corner Connectors

- Used to build corner and U-Shaped units.
- Easily snap onto traverses.
- Set attaches a starter unit to an add-on unit at a 90° angle eliminating 1 post kit or to form a U-shape eliminating 2 post kits.
- A set of corner connectors are needed for each shelf.
- Corner connectors are recommended for use on traverses equal to or less than 1220 mm and up to 136 kg per shelf.



Seismic Foot

- Bolts a post to the floor for a more stable base.



Wall Fastener

- Fastens a unit to a wall as a safety precaution.
- Screws not included.



Shelf Kits

- Ship complete in one box with two stationary Traverses, eight Dovetails (4 each A and B), Vented Shelf Plates to complete one shelf.



Dunnage Stand

- Increases weight bearing capacity to 363 kg on the bottom shelf only.
- Recommended for units 1380 mm or longer and for corner units of any length.



Identification Tag

- Easily clips onto traverses to identify stored items.
- Made of PVC.
- Includes 12 HACCP labels.
- Available in 152 mm only.



Configurations

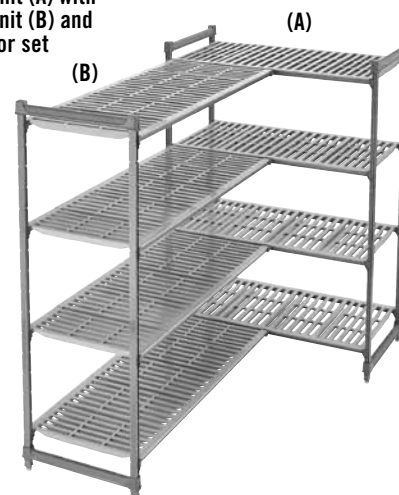
Starter Unit



Starter Unit (A) with Add-on Unit (B)

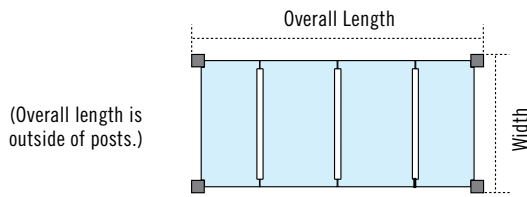


Starter Unit (A) with Add-on Unit (B) and 4 connector set



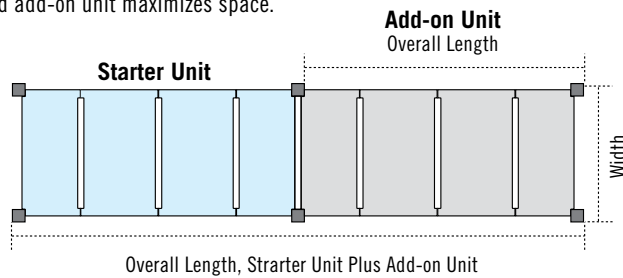
Camshelving® Basics Configuration Details

Starter Unit



Add-on Unit

Shared posts between starter unit and add-on unit maximizes space.



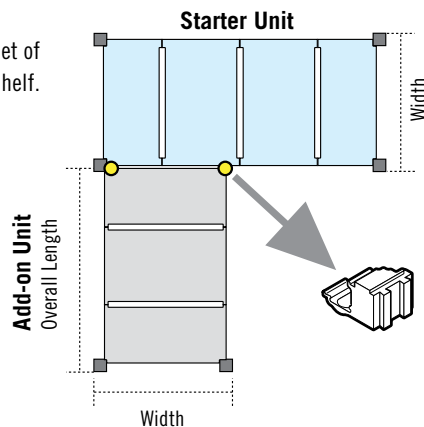
Configuration Lengths

Starter and Add-on Unit

UNIT	STARTER UNIT OVERALL LENGTH	ADD-ON UNIT OVERALL LENGTH	BASIC + ADD-ON UNIT OVERALL LENGTH
760 mm	760 mm	720 mm	1480 mm
910 mm	910 mm	870 mm	1780 mm
1070 mm	1070 mm	1025 mm	2095 mm
1220 mm	1220 mm	1175 mm	2395 mm
1380 mm	1380 mm	1330 mm	2710 mm
1530 mm	1530 mm	1480 mm	3010 mm

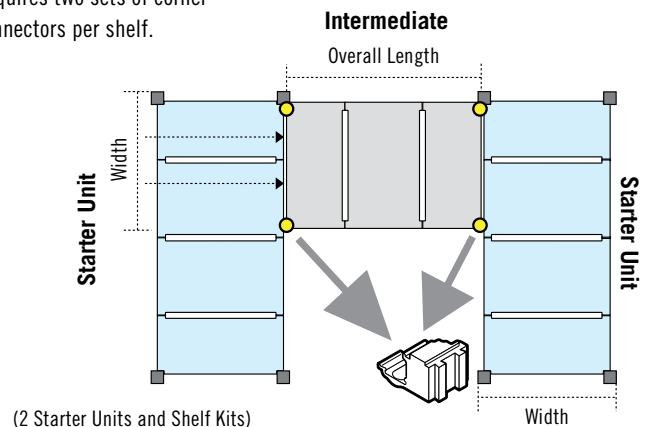
Corner Unit

Requires a Starter Unit, Add-on Unit plus one set of Corner Connectors per shelf.



Intermediate Shelf Unit – U-Shaped Unit

Requires two sets of corner connectors per shelf.



Configuration Lengths

Corner and Intermediate Shelf Unit

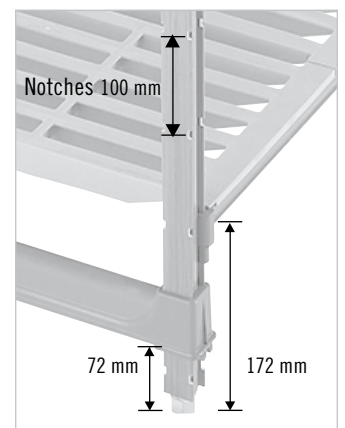
UNIT	CORNER UNIT OVERALL LENGTH	INTERMEDIATE SHELF UNIT OVERALL LENGTH
760 mm	740 mm	715 mm
910 mm	890 mm	865 mm
1070 mm	1045 mm	1020 mm
1220 mm	1195 mm	1170 mm

Corner Connectors are recommended for use on traverses 1220 mm or less.

Shelf Spacing

Notches for dovetails are spaced every 100 mm.

POST HEIGHT	NUMBER OF POSITIONS PER POST
Stationary	
1630 mm	14
1830 mm	16
2140 mm	19



Stationary Post Kits

Includes 2 stationary posts with leveling feet installed, 1 top post connector, 1 bottom post connector, 8 post connector wedges in a bag and instructions. Post kit ships unassembled.



Stationary Post Kits 460 mm Deep

CODE	DIMENSIONS D x H	CASE KG (CUBE M³)
CBPK1864	460 x 1630 mm	3,28 (0,01)
CBPK1872	460 x 1830 mm	3,64 (0,01)
CBPK1884	460 x 2140 mm	4,09 (0,02)
Case Pack: 1 Color: Brushed Graphite (580).		

Stationary Shelf Kits

1 SHELF EACH - Includes vented shelf plates for 1 shelf, 2 stationary traverses, 1 bag of 8 stationary traverse dovetails (4 each A and B) and instructions.

Vented Shelf Kits for Stationary Units 460 mm Deep

CODE	DIMENSIONS D x H	CASE KG (CUBE M³)
CBSK1830V	460 x 760 mm	2,62 (0,03)
CBSK1836V	460 x 910 mm	3,24 (0,04)
CBSK1842V	460 x 1070 mm	3,91 (0,06)
CBSK1848V	460 x 1220 mm	4,09 (0,04)
CBSK1854V	460 x 1380 mm	4,92 (0,07)
CBSK1860V	460 x 1530 mm	5,44 (0,08)
Case Pack: 1 Color: Brushed Graphite (580).		



Stationary Post Kits 540 mm Deep

CODE	DIMENSIONS D x H	CASE KG (CUBE M³)
CBPK2164	540 x 1630 mm	3,37 (0,01)
CBPK2172	540 x 1830 mm	3,73 (0,01)
CBPK2184	540 x 2140 mm	4,17 (0,02)
Case Pack: 1 Color: Brushed Graphite (580).		



Vented Shelf Kits for Stationary Units 540 mm Deep

CODE	DIMENSIONS D x H	CASE KG (CUBE M³)
CBSK2130V	540 x 760 mm	2,83 (0,03)
CBSK2136V	540 x 910 mm	3,47 (0,04)
CBSK2142V	540 x 1070 mm	4,15 (0,06)
CBSK2148V	540 x 1220 mm	4,39 (0,04)
CBSK2154V	540 x 1380 mm	5,20 (0,07)
CBSK2160V	540 x 1530 mm	5,85 (0,08)
Case Pack: 1 Color: Brushed Graphite (580).		



Stationary Post Kits 610 mm Deep

CODE	DIMENSIONS D x H	CASE KG (CUBE M³)
CBPK2464	610 x 1630 mm	3,43 (0,01)
CBPK2472	610 x 1830 mm	3,80 (0,01)
CBPK2484	610 x 2140 mm	4,24 (0,02)
Case Pack: 1 Color: Brushed Graphite (580).		



Vented Shelf Kits for Stationary Units 610 mm Deep

CODE	DIMENSIONS D x H	CASE KG (CUBE M³)
CBSK2430V	610 x 760 mm	3,01 (0,03)
CBSK2436V	610 x 910 mm	3,72 (0,04)
CBSK2442V	610 x 1070 mm	4,44 (0,06)
CBSK2448V	610 x 1220 mm	4,74 (0,04)
CBSK2454V	610 x 1380 mm	5,59 (0,07)
CBSK2460V	610 x 1530 mm	6,31 (0,08)
Case Pack: 1 Color: Brushed Graphite (580).		



Shelving Consulting Free Camshelving Consulting Service



Cambro provides a free consulting service using our proprietary computer program. To contact the Camshelving Consulting Department, just call Cambro at

CAMBRO USA:

(1) 714 230 4113
mperez@cambro.com

CAMBRO EUROPEAN LOGISTICS:

(49)7022 90 00 0
cambroeuropa@cambro.com

CAMBRO NORTH IRELAND & UK:

0800 587 0057 (Toll Free)
cambrouk@cambro.com

CAMBRO IRELAND:

1 800 509 046 (Toll Free)
cambroireland@cambro.com

CHINA:

0752 2387019
cambrochina@cambro.com

Provide the dimensions of the storage space, number of shelves per unit, height of the posts and any other special requirements you have. Cambro will provide a recommended floor plan and product order list. Your Cambro Distributor or Sales Representative will contact you with pricing. There is no cost or obligation to use the Cambro Consulting Service.

Vented 4-Shelf Stationary Starter Units

Includes 4 stationary posts with leveling feet installed - pre-assembled with post connectors and wedges, 4 bags of 8 stationary traverse dovetails (4 A and 4 B), vented shelf plates (for 4 shelves), 8 stationary traverses and instructions.

Vented 4 Shelf Stationary Starter Units 460 mm Deep



CODE	DIMENSIONS D x L x H	CASE KG (CUBE M³)
CBU183672	460 x 910 x 1830 mm	18,55 (0,17)
CBU184272	460 x 1070 x 1830 mm	20,01 (0,17)
CBU184872	460 x 1220 x 1830 mm	21,61 (0,17)
CBU185472	460 x 1380 x 1830 mm	23,19 (0,17)
CBU186072	460 x 1530 x 1830 mm	24,68 (0,16)

Case Pack: 1 Color: Brushed Graphite (580).

Vented 4-Shelf Stationary Add-On Unit

Includes 2 stationary posts with leveling feet installed - pre-assembled with post connectors and wedges, 4 bags of 8 stationary traverse dovetails (4 A and 4 B), vented shelf plates (for 4 shelves), 8 stationary traverses and instructions.

Stationary Vented 4 Shelf Add-On Unit 610 mm Deep

CODE	DIMENSIONS D x L x H	CASE KG (CUBE M³)
CBA244872	610 x 1220 x 1830 mm	22,52 (0,24)

Case Pack: 1 Color: Brushed Graphite (580).



Vented 4 Shelf Stationary Starter Units 540 mm Deep



CODE	DIMENSIONS D x L x H	CASE KG (CUBE M³)
CBU213672	540 x 910 x 1830 mm	20,18 (0,21)
CBU214272	540 x 1070 x 1830 mm	21,87 (0,21)
CBU214872	540 x 1220 x 1830 mm	23,61 (0,21)
CBU215472	540 x 1380 x 1830 mm	25,40 (0,21)
CBU216072	540 x 1530 x 1830 mm	27,04 (0,21)

Case Pack: 1 Color: Brushed Graphite (580).

Dunnage Stands

CODE	DIMENSIONS	CASE KG (CUBE M³)
CBDS18	460 mm	0,87 (0,01)
CBDS21	540 mm	0,92 (0,01)
CBDS24	610 mm	0,95 (0,01)

Case Pack: 1 Color: Brushed Graphite (580).

Dunnage Stands are recommended for units 1380 mm or longer.



Vented 4 Shelf Stationary Starter Units 610 mm Deep



CODE	DIMENSIONS D x L x H	CASE KG (CUBE M³)
CBU243672	610 x 910 x 1830 mm	21,98 (0,24)
CBU244272	610 x 1070 x 1830 mm	23,99 (0,24)
CBU244872	610 x 1220 x 1830 mm	25,63 (0,24)
CBU245472	610 x 1380 x 1830 mm	27,60 (0,24)
CBU246072	610 x 1530 x 1830 mm	29,55 (0,24)

Case Pack: 1 Color: Brushed Graphite (580).

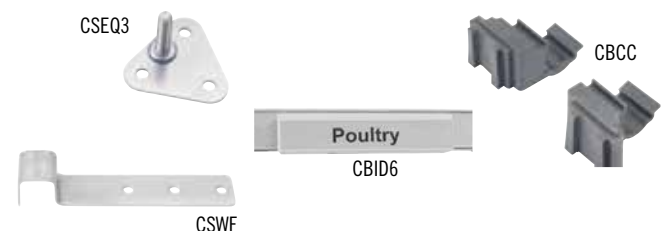


COMPONENT

Accessories

CODE	DESCRIPTION	CASE PACK	CASE KG (CUBE M³)
CSEQ3	Seismic Foot	4	0,62 (0,011)
CSWF	Wall Fastener	4	1,85 (0,006)
CBCC**	Corner Connector Set	1 set	0,16 (0,001)
CBID6	ID Tag 152 mm	12	0,37 (0,01)

** Color: Brushed Graphite (580).



innovative,
strong composite material
withstands all elements

- designed for all areas of food service operations.
- ideal for wet, dry, cold or hot environments.
- withstands temperatures as cold as -38°C or warm environments up to 88°C.
- resistant to moisture; won't rust or corrode.

smart design

- Designed with flexibility to fit into any space.
- shelf plates are easily removed for thorough dishwasher cleaning.
- non-porous surface simply wipes clean.

uncompromised
reliability

- composite material is as strong as steel and twice as strong as aluminum.
- up to 60% lighter in weight than steel; easy to set up, adjust and change configurations.
- Ideal for freezers, walk-in coolers, any wet or humid environment or dry storage room.

exceptional value

- impervious to moisture, salt and chemicals.
- won't peel, dent or warp; remains rust-free.
- lifetime warranty against corrosion and rust.

weight capacity

	traverse length (mm)	US self certification weight bearing capacity		TÜV certification weight bearing capacity	
		per shelf	per unit	per shelf	per unit
single unit (4 shelves)	760 - 910	272 kg	1089 kg	300 kg	1200 kg
	1070 - 1220	272 kg	1089 kg	250 kg	1000 kg
	1380 - 1530	227 kg	907 kg	200 kg	800 kg
dunnage stand	1380 - 1530	363 kg	—		
corner unit (4 shelves)	910 - 1220	136 kg	544 kg		

Dunnage Stands are recommended for units 1380 mm or longer and for corner units of any length.

Corner Connectors are recommended for use on traverses 1220 mm or less.



Visit www.cambro.com/Shelving_Videos
for information on Camshelving Basics Series

www.cambro.com